



FINE Matchmaking Network at F6S.com

How to Join - Step by Step



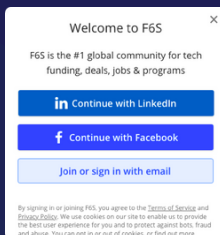
1

Enter F6S website at f6s.com



2

Sign up to F6S by creating your profile...



OR

by joining through LinkedIn or Facebook.

3

At the front page, search for the option 'Fine Matchmaking Network'.

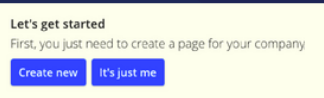
OR

use the direct link f6s.com/fine-matchmaking-network



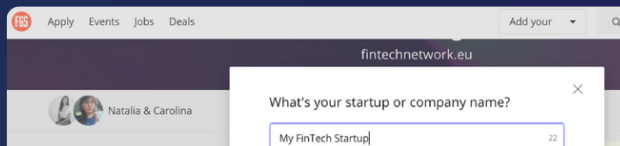
4

Fill the form to join the FINE Matchmaking Network. Join as an individual via the button 'It's just me'.



OR

create first your Company, or Startup, to join as an organisation

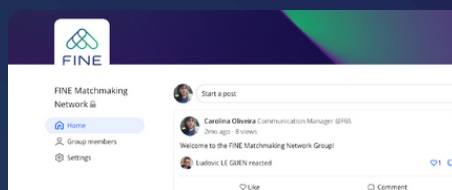


5

Complete the required information and submit it to the FINE team.

6

Once approved you will be invited to join the Private Group only with fellow investors.

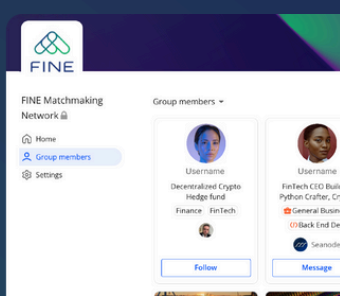


7

The open Discussion Group of the FINE Matchmaking Network will be used as a news channel, but all matchmaking deals will be guided through the Private Group.

8

Through the Private Group it is possible to send messages to other members through email, and to receive email notifications when someone comments in a post.



Stay up to date with the latest news and insights from the European Fintech Ecosystem



Funded by the European Union. Views and opinions expressed are however those of the author(s) only and do not necessarily reflect those of the European Union or the European Innovation Council and SMEs Executive Agency (EISMEA). Neither the European Union nor the granting authority can be held responsible for them.